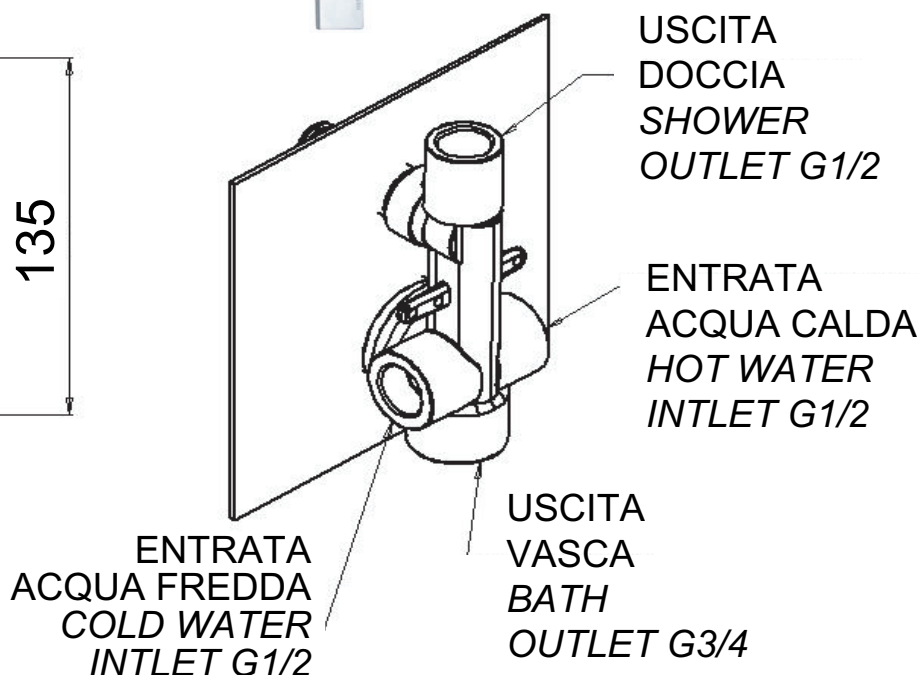
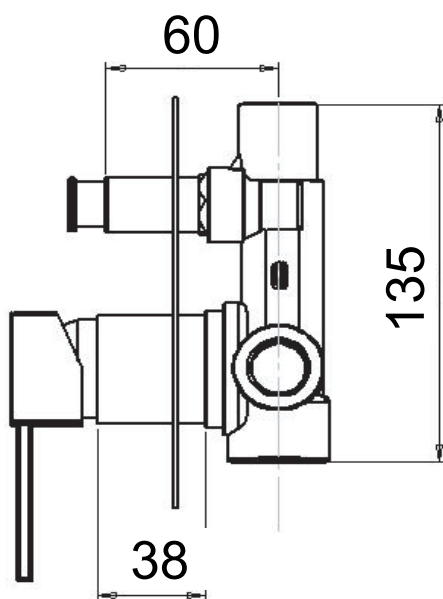
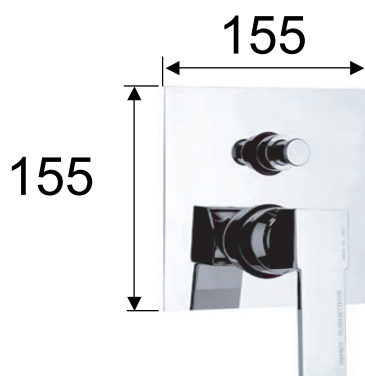


ART. COD.

Q 09



PRESSIONE / PRESSURE	1	2	3	4	5	bar
DOCCIA / SHOWER - PORTATA / FLOW	8,5	10,5	15,2	16,8	20,2	l/min
VASCA / BATH - PORTATA / FLOW	13	15,9	20,1	21,9	24,1	l/min

MATERIALI / MATERIALS

OTTONE CROMATO / CHROME PLATED BRASS

CROMATURA / CHROME PLATING

UNI EN 248

Via Leonardo da Vinci 83 - 20062 Cassano d'Adda (MI) Italy - Tel. +39-0363 364211

info@remer.eu www.remer.eu