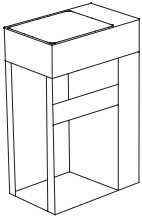


OPI PLAIN WALLHANGING STRUCTURE OP006PAR

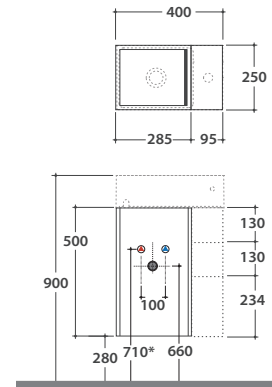
GLOBO



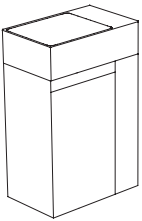
Cod. **OP006PAR**

Finish  Steel matt black

Wallhanging structure in black matt steel, turnable 40x25 h50 cm. Weight 10 Kg.



OPI PLAIN BASE WITH LEFT SIDE OPENING OP016PXX

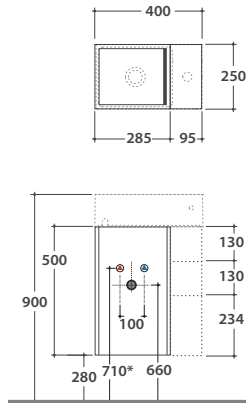


Cod. **OP016PXX**

Finish  bagno di colore

Base with left side opening 40x25 h50 cm. Weight 13 Kg.

Required space with open drawer: 59 cm



compatible washbasins



B6R40