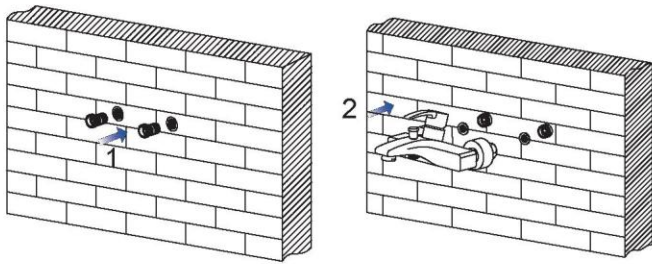
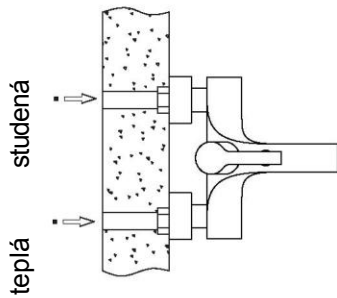


## Nástěnná sprchová směšovací baterie bez sprchovací sady

### Instalace

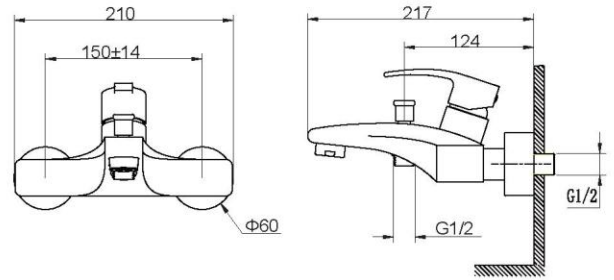


Obalte ohnutou spojku ① řádně teflonovou páskou, poté našroubujte spojku do stěny resp. do vodovodních trubek (viz výkres s rozměry).

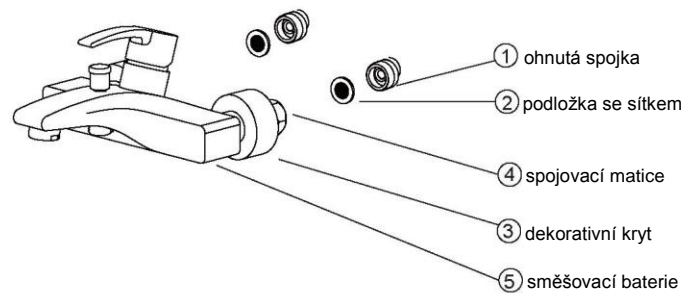
Nasadte podložku se sítkem ② do spojovací matice ④ v tělese baterie ⑤, poté matici ④ našroubujte na ohnuté spojky ①. Utáhněte klíčem a nasuňte dekorativní kryt ③ až ke stěně.

### Rozměry

jednotka: mm

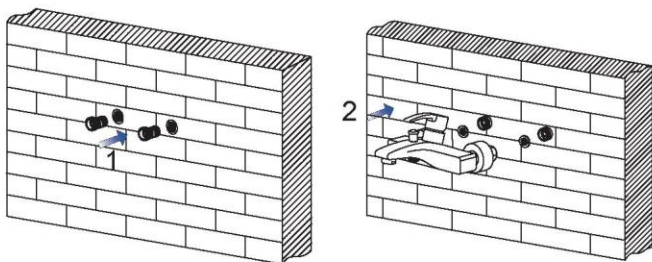
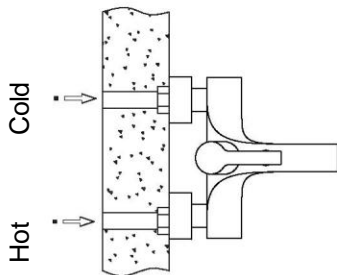


### Vysvětlení



## Wall-mounted bath shower mixer without hand shower set

### Installation

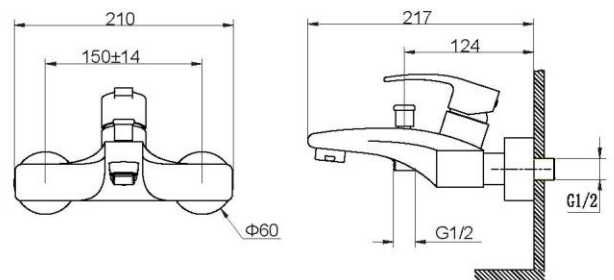


Enlace the bended connectors ① with proper Teflon tapes, then twist into the wall, connecting with water pipes. (See Dimension)

Put the grid washer ② into the connecting nut ④ of mixer body ⑤, then twist the nut ④ into the bended connectors ①. Fix with a spanner and push the decorative fixer ③ to the wall.

### Dimensions

Unit:mm



### Explanation

